

Always a
cut ahead!



Cutting device SPEWE 1900M-24







Dosteba

*Werkzeuge sind
Tools are
unsere Stärke
our strength*

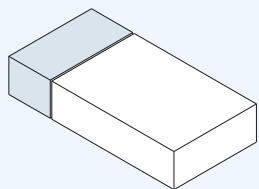
SPEWE 1900M-24

Convincing details

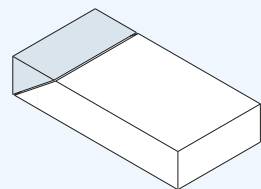


Types of cuts

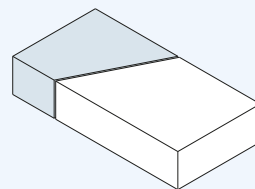
straight



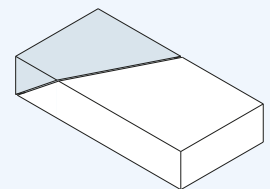
mitre



bevel



bevel with mitre



Cutting device

Installation positions


9



10



- 1 Three preset values set to insulation thickness with locking mechanism (100 - 140 mm / 160 - 200 mm / 220 - 240 mm)
- 2 Short-stroke parallelogram for user-friendly clamping of cutting material
- 3 Double-sided universal command for cutters, blades, serrated or toothed handsaws or electrical saw blades
- 4 Swivel-mounted cutting guide up to 45°
- 5 Integrated double-hinged foot with extra long tread for improved equipment even with heavy plates
- 6 Double-sided large swivel-mounted plate bearings for precise and individual bevel cuts
- 7 Wall support enables working on scaffolding without a free-standing support
- 8 Optional cutting guides with spring-loaded pawl to attach selected sabre saws
- 9 For use with optional sabre saws (z.B. Bosch sabre saw GSA 10,8 V-LI Professional)
- 10 Stand-alone unit (in white) with optional free-standing support



Accessories for SPEWE 1900M-24

Included with the equipment

Toothed handsaw 550 mm



Optionally available

Clamping range extension



Stand support with brace



Cutting guides with spring-loaded pawl for selected sabre saws



Aluminium case with wheels



Stand-alone unit in white



The product

All-purpose saw-cutting devices SPEWE 1900M-24 cutting device for manual or electrical cuts with one universal command for blades, knives or saws. Suitable for stone and glass-wool plates, cellular glass and PU. Quick start-up is guaranteed as all parts are mounted on the device.

Technical Data

- Cutting depth: 100 - 240 mm
- Cutting length: 1100 mm
- Weight: 16.5 kg

Delivery information

SPEWE 1900M-24 cutting device, incl. 550 mm handsaw. Delivery in blue or white.



Dosteba AG

CH-8184 Bachenbülach
Phone: +41 (0)43 277 66 00

Dosteba GmbH

D-72770 Reutlingen-Betzingen
Phone: +49 (0)7121 30177-10