



Always a
step ahead!

Glow-wire floor-mounted cutting device SPEWE 5305 S Isoturbo®





Dosteba

*Elemente sind
Elements are
unsere Stärke
our strength*

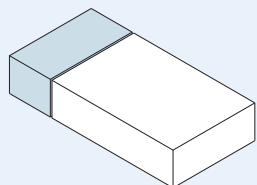
SPEWE 5305 S Isoturbo®

Convincing details

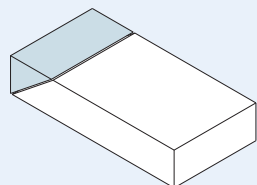


Types of cut

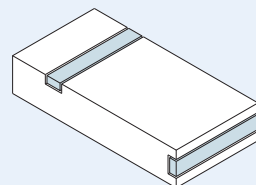
straight



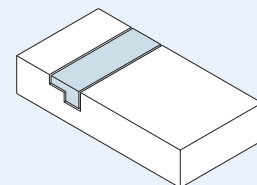
mitre



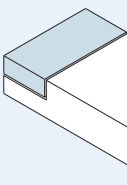
groove



stepped groove



step/rabbet



Glow-wire floor-mounted cutting device

Alternative set-up positions



13



14

- 1 Turbo switch for even faster cuts (cutting length with turbo 800mm)
- 2 Recessed grip for better handling
- 3 Swivel-mounted depth-limiter
- 4 Integrated reserve wire spool, now with lock to prevent unwinding
- 5 Robust hinged foot with bracing and latch to fasten in place, free-standing supports with single-hand operation for assembly and disassembly
- 6 Protective buffer for protecting the device during set-up
- 7 Bearing rails at both sides for the insulation boards, with extended bearing sections and stops for the board
- 8 Integrated powerful transformer with protective switch (no fuse necessary)
- 9 Scale on the base panel for exact parallel or remainder cuts
- 10 Integrated socket for operating the corner cutter
- 11 Integrated 2-step switch for selecting operation of the floor-mounted unit or the corner cutter (with operational state indicator)
- 12 Mitre slider (with positioning aid for angles) for repeat cuts
- 13 Can be lent against wall or scaffolding
- 14 Floor-mounted model with supports for free-standing set-up

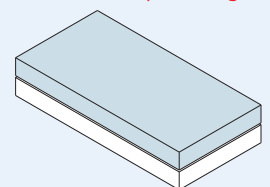
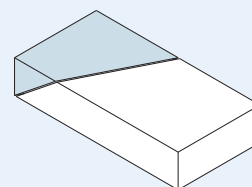
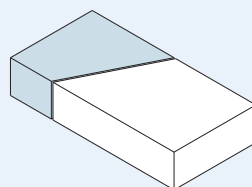
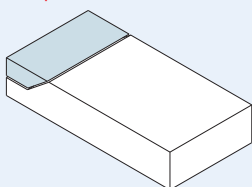
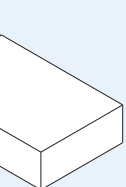
cut

step with mitre

bevel

bevel with mitre

cross or separating cut





Accessories for SPEWE 5305 S Isoturbo®

Corner cutter ES-5300

Auxiliary device corner cutter ES-5300 (in plastic case) for precise rafter, window-sill and lintel cut-outs. Cutting depth 300mm. Mount directly onto the floor-mounted unit with no additional transformer required, plug in - and it's ready to go. Can be swivelled from 0° to 45°. Integrated reserve wire spool.



Extension set 43 cm type III

A pair of swivel axes for cutting depth up to 430 mm.



Plastic case

Strong, compact case made of impact-resistant plastic.



Accessories included

Flat spanner and torx wrench



The product

The compact and robust glow-wire floor-mounted cutting device SPEWE 5305 S Isoturbo® is a versatile top-of-the-range device on the floor as well as on the scaffold. The integrated stops are ideal for fast and time-saving repeat cuts when making mitre, rabbet or bevel cuts. The robust, precise and low-maintenance ball guides ensure the maximum ease of cutting.

Technical Data

- Plate thickness: 300 mm
- Cut length: 1045 mm
- Cut length with turbo: 800 mm
- Weight incl. transformer: 17.2 kg

Scope of delivery

Cutting device type SPEWE 5305 S Isoturbo® with integrated transformer, free-standing support, replacement wire 0.65 mm / 9 m, flat spanner and torx wrench. Optionally delivered with or without sturdy ABS plastic case.

- Art. No 85060 without case
- Art. No 85193 with case

Dosteba AG

CH-8184 Bachenbülach
Phone: +41 (0)43 277 66 00

Dosteba GmbH

D-72770 Reutlingen-Betzingen
Phone: +49 (0)7121 30177-10

Website: www.dosteba.com

